

## Opinion Writing Checklist

### Grade 1

#### STRUCTURE

I wrote my opinion or my likes and dislikes and said why.

Did I do it like a first grader?

NOT YET	STARTING TO	YES!
------------	----------------	------

	I wrote a beginning in which I got readers' attention.	<input type="checkbox"/>	<input type="checkbox"/>	<input type="checkbox"/>
	I named the topic or text I was writing about and gave my opinion.	<input type="checkbox"/>	<input type="checkbox"/>	<input type="checkbox"/>
	I said more about my opinion and used words such as <i>and</i> and <i>because</i> .	<input type="checkbox"/>	<input type="checkbox"/>	<input type="checkbox"/>
	I wrote an ending for my piece.	<input type="checkbox"/>	<input type="checkbox"/>	<input type="checkbox"/>
	I wrote a part where I got readers' attention and a part where I said more.	<input type="checkbox"/>	<input type="checkbox"/>	<input type="checkbox"/>


## Opinion Writing Checklist (continued)

### Grade 1

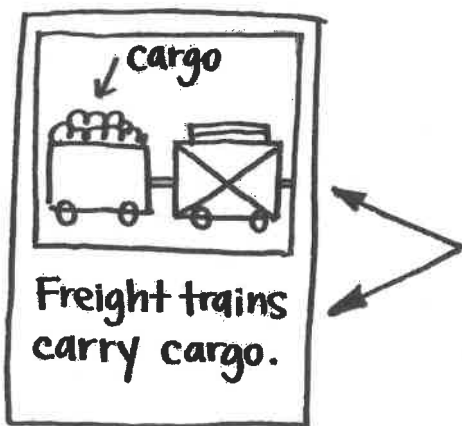
#### DEVELOPMENT

Did I do it like a first grader?

NOT YET	STARTING TO	YES!
<input type="checkbox"/>	<input type="checkbox"/>	<input type="checkbox"/>



I wrote at least one reason for my opinion.


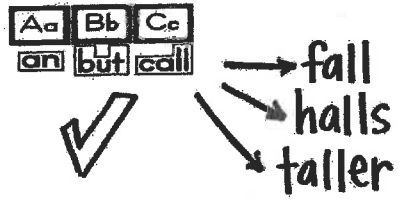




I used labels and words to give details.

## Opinion Writing Checklist (continued)

### Grade 1

#### LANGUAGE CONVENTIONS

Did I do it like a first grader?	NOT YET	STARTING TO	YES!
	<input type="checkbox"/>	<input type="checkbox"/>	<input type="checkbox"/>
	<input type="checkbox"/>	<input type="checkbox"/>	<input type="checkbox"/>
<p style="font-size: 1.5em;">End it with</p> <p style="font-size: 2em;">. ! ?</p>	<input type="checkbox"/>	<input type="checkbox"/>	<input type="checkbox"/>
	<input type="checkbox"/>	<input type="checkbox"/>	<input type="checkbox"/>
	<input type="checkbox"/>	<input type="checkbox"/>	<input type="checkbox"/>

